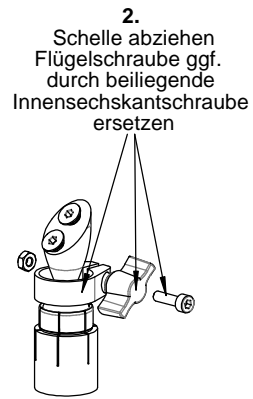
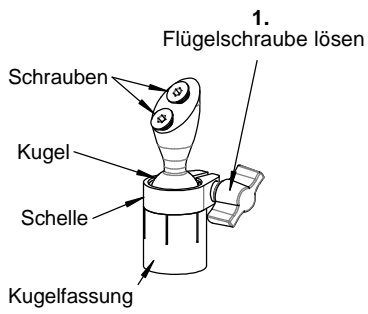
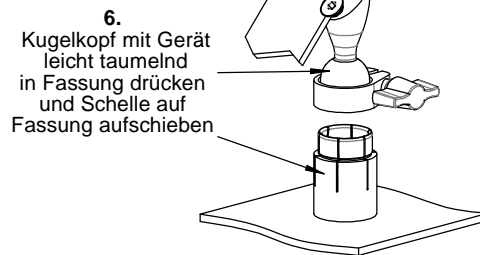
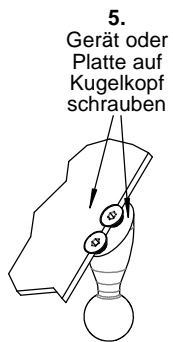
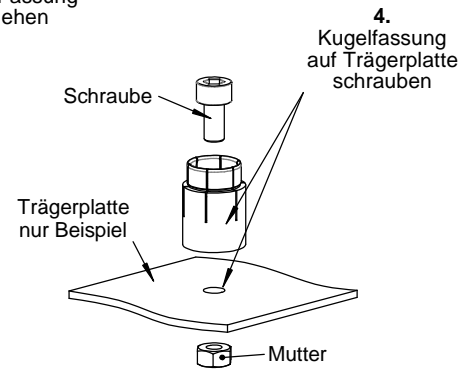


## Montageanleitung

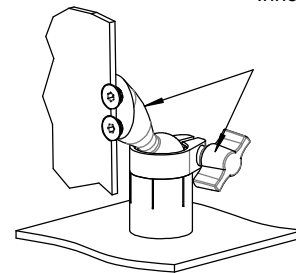
Artikel-Nr:  
H2056 silbern  
H2057 schwarz



3. Kugel taumelnd  
und mit Kraft  
aus Fassung  
ziehen



7. Kugelkopf einschließlich  
Gerät ausrichten und  
Flügel schraube oder  
Innensechskantschraube  
festdrehen.



Fertig!